




Huawei Optix Metro



Optix Metro 500	Product Name	Product Type	Key Features & Uses	Pricing
	Optix Metro 500	Multiservice Transmission Platform	The Optix Metro 500 Compact STM-1 is a multiservice transmission platform (MTSP), designed to improve the bandwidth operation efficiency of optical transmission networks.	Click here to request a quote for the complete system
	Product Description <p>The Optix Metro 500 offer the transmission of STM-1, E1/T1, E3/T3, Nx64K and Ethernet Services as well as a high integration level, easy installation and various power access methods. This combination makes it well suited to telecom operators who want to transfer terminal access services and reduce the operation cost of their telecom network.</p> <p>The Optix Metro 500 comes in two shapes, the Optix Metro 500 I and the Optix Metro 500 II. When compared, the Optix Metro 500 I has the added function of a storage battery. The II equipment provides 220V AC power access function and storage battery discharge and can be easily installed via wall hanging.</p> <p>Service interfaces:</p> <ul style="list-style-type: none"> • SDH interface: Provides various specifications of STM-1 optical interfaces. • PDH interface: Provides multiway E1, T1, E3, and T3 interfaces. • Ethernet interface: Provides 10/100M Ethernet interfaces. • Nx64K interface: Supports multiway Nx64K interfaces. • Clock interface: Provides external clock input and output interfaces. • Switching value interface: Provides on-off input and output interface. • Transparent data interface: Provides asynchronous transparent data interface with the maximum rate of 19.2k. 			

For more products and information regarding Carritech and the wider telecommunications industry, visit our website at www.carritech.com or follow us on twitter [@carritech](https://twitter.com/carritech)

Carritech Limited, 7 Deanland Business Park, Golden Cross, Hailsham, BN27 3RP
Telephone: (+44) 203 006 1170 • Email: contact@carritech.com



Extending the life of telecommunications networks.


Optix Metro 1000	Product Name	Product Type	Key Features & Uses	Pricing
	Optix Metro 1000	Multiservice Transmission Platform	The Optix Metro 1000 is able to access multiple types of services and can be used at the access level of MANs as well as local transmission networks when enterprises and operators require to access to VIP private lines, wireless base stations and digital subscriber line access multiplexers (DSLAMs).	Click here to request a quote for the complete system
	Product Description <p>The architecture of the Optix Metro 1000 is simple and with high integration. It supports TDM as well as packet universal switch, meaning it can be interconnected with packet switching equipment. It also supports CES services (circuit emulation service), which realizes direct access of E1 services on the packet domain.</p> <p><u>Simple Architecture and High Integration</u> The OptiX Metro 1000 is a type of case-shaped equipment.</p> <p>The dimensions of the chassis are: 436 mm (W) x 293 mm (D) x 86 mm (H).</p> <p>Except for the power supply module and certain service boards, the cross-connect unit, clock unit, and order-wire units are integrated into the SCB board.</p> <p><u>Multiple Interfaces</u> STM-1 /4/16(o), E1/T1/E3/T3 (e), FE/GE(o/e), NM-LAN, alarm input/output, AC/DC power interface.</p>			
Optix Metro 1050	Product Name	Product Type	Key Features & Uses	Pricing
	Optix Metro 1050	Multiservice Transmission Platform	The Optix Metro 1050 is a multiservice transport platform for metro networks. It is a compact STM-1/4 with tributary protection support node whose transmission system is primarily intended for the construction of metro and access network level.	Click here to request a quote for the complete system
	Product Description <p>It's combinations of various technologies means that the Optix Metro 1050 not only preserves the flexibility and reliability which is inherent in SDH technology, but also provides efficient transfer ATM and IP traffic by allowing the ability to install the appropriate interface module.</p> <p><u>System Specifications</u> Linear dimensions: 436 x 293 x 86 mm. Weight: 7 kg in standard configuration; The equivalent capacity cross-connect matrix – 16 x 16 VC-4 cross-connect VC-12 level; Maximum number of interfaces – 80xE1, 64xT1, 6xE3 / T3, 3xSTM-4, 6xSTM-1, 2 / 4xATM (155M), 8* 10/100 Mbit / s Ethernet. SHDSL interface card installation, N*64K (V.35 / X.21 / FE1) is also possible;</p> <p>Transmission distance up to 90 km. The equipment may be installed in a standard 19-inch rack mount, ETSI rack, compact integrated Huawei rack but it also suitable for wall and desk installation.</p>			

For more products and information regarding Carritech and the wider telecommunications industry, visit our website at www.carritech.com or follow us on twitter [@carritech](https://twitter.com/carritech)

Carritech Limited, 7 Deanland Business Park, Golden Cross, Hailsham, BN27 3RP
Telephone: (+44) 203 006 1170 • Email: contact@carritech.com



Extending the life of telecommunications networks.

Optix Metro 6100	Product Name	Product Type	Key Features & Uses	Pricing
	Optix Metro 6100	Microwave Transmission System	The Optix Metro 6100 is a multiservice transport platform designed to deploy high-capacity urban networks.	Click here to request a quote for the complete system
	Product Description <p>The system allows installation of various interface cards: PDH, Fibre channel, Fast Ethernet/ Gigabit Ethernet, STM-64/16,4/1, STM-16c/STM4c (POS/ATM), etc., and the capacity and functionality of the platform can be easily changed at various stages of the operation of the network.</p> <p><u>System Specifications</u></p> <ul style="list-style-type: none"> • The maximum capacity of the system: 32 channel (320 Gbit/s and 640 Gb/s without reservation) • Flexible container system capacity from 1 to 32 wavelengths without using additional cable network resources • System Architecture: Two-fiber (bidirectional); Types of systems: Open/Integrated and Mixed • Types of network protection: Backup optical path, the optical protection path with 1 + 1 redundancy OTU. The applicability of all types of reservations for SDH: SNCP, MS-SP ring, VP ring/IP ring • A single platform for the transfer of services: PDH, Fiber channel, Fast Ethernet/ Gigabit Ethernet, STM-64/16/4/1, STM-16c/STM4c (POS/ATM); The type of fiber: G.652, G.655; Effective use of the container through multiplexers 4 x 2.5 Gbit/s in a 10 Gbit/s. 8 x Gigabit Ethernet in a 10 Gbit/s, 155/622 Mbit/s and 1 Gigabit Ethernet in a 2.5 Gbit/s, 4 x 155/622Mbit/s in a 2.5 Gbit/s, 2 x Gigabit Ethernet in a 2.5 Gbit/s; • Rapid identification of errors: remote monitoring bytes B1, B2, J0 and validation errors in the packet; • Built-in spectrum analyzer 			

For more products and information regarding Carritech and the wider telecommunications industry, visit our website at www.carritech.com or follow us on twitter [@carritech](https://twitter.com/carritech)

Carritech Limited, 7 Deanland Business Park, Golden Cross, Hailsham, BN27 3RP
Telephone: (+44) 203 006 1170 • Email: contact@carritech.com



Extending the life of telecommunications networks.